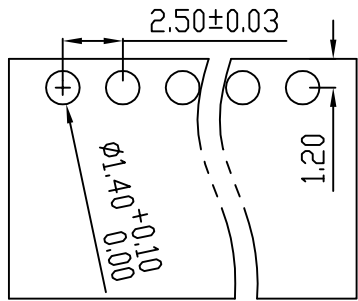
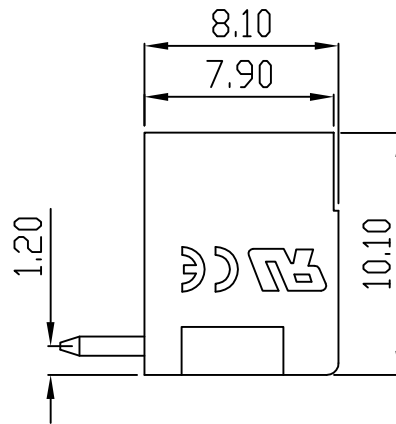
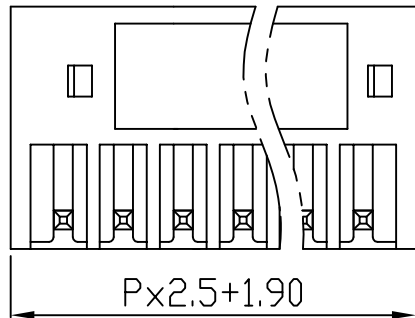
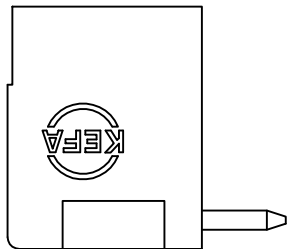
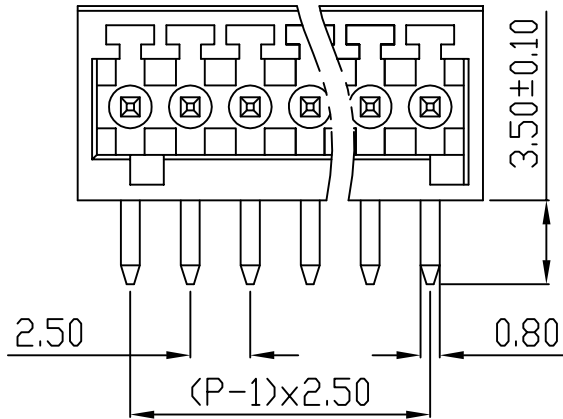


linear dimension(Tolerances Standard GB/T 14486-2008)								— ▯ ⊥		
variable range	to	over 6 to 10	over 10 to 30	over 30 to 60	over 60 to 100	over 100 to 160	over 160 to	to	over 10 to 100	over 100 to
	6	10	30	60	100	160		10	100	
tolerance	±0.20	±0.30	±0.50	±0.70	±1.00	±1.30	±1.60	0.10	0.30	0.60



PCB LAYOUT



REVISION RECORD				
REV.	DESCRIPTION	ECN No.	APPROVED	DATE
A	新发行		CLF	21.03.13

UL/CUL 技术参数 UL/CUL Technical Data				
等级	Use Group	B	C	D
额定电压	Rated Voltage [V]	125	-	150
额定电流	Rated Current [A]	4	-	5
接线范围	Wire Range	-		
单/多芯线	Solid/Stranded [AWG]	-		
耐电压	Withstanding Voltage	1250V/1Min		
IEC 技术参数 IEC Technical Data				
过电压类别	Overvoltage Category	III	III	II
污染等级	Contamination Class	3	2	2
额定电压	Rated Voltage [V]	-	160	200
额定电流	Rated Current [A]	-	5	5
额定冲击电压	Impulse withstand voltage <sup>a</sup> [KV]	-	2.5	2.5
导线截面积	Conductor cross section	-		
硬质/柔性导线	Solid/flexible [mm <sup>2</sup> ]	-		
材料 Material				
绝缘材料	Insulation Material	PA66		
阻燃等级	Imflammability	UL94V-0		
导体材料	Contactive Material	铜合金 Copper alloy		
导体表面镀层	Contactive Coating	镀锡 Tin Plated		
一般参数 Other Data				
间距	Pitch [mm]	2.5		
极数	Poles [P]	02-24		
剥线长度	Stripping Length [mm]	-		
螺丝	Screw/扭矩 Torque(Max) [N.m]	-		
工作温度	Operating temperatur [°C]	-40~+105		
引针尺寸	Pin Dimensions [mm]	3.5		
PCB板孔径	PCB Hole Diameter [mm]	1.4		

DES.	GYF	DATE	21.03.13	单位/UNITS	mm	尺寸/SIZE	A4	比例/SCALE	1:1	第三视角/THIRD ANGLE PROJECTION	版本/REV	A
CHK.	SY	DATE	21.03.13	 慈溪市科发电子有限公司 CIXI KEFA ELECTRONIC CO., LTD				名称/TITLE	 <b>KF2EDGR-2.5</b>			
APP.	CLF	DATE	21.03.13									